

Daily Market Update

Kuwait Finance House B.S.C. (c) | Financial Markets Sales Team

14 May 2026



Daily Market Update

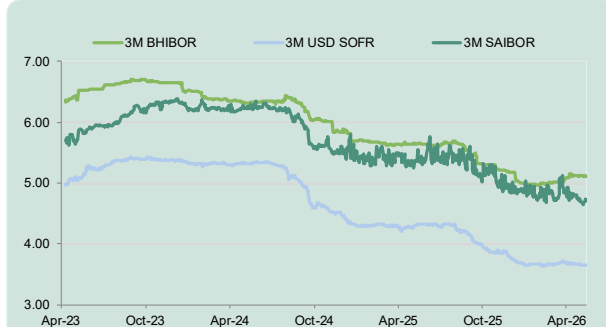
Market Highlights

- US futures & Asian stocks gain on AI enthusiasm and Trump-Xi summit.
- Benchmark JGB yields rise to 29-year high as inflation & fiscal concerns swell.
- The dollar was buoyed by rate hike expectations as Trump-Xi summit underway.
- China's yuan hits a 3-year high, and stocks dip as Trump-Xi summit begins.
- Oil edges up as investors focus on Trump-Xi meeting in Beijing.
- Gold prices raised slightly as Trump-Xi meeting and the Iran war draw focus.

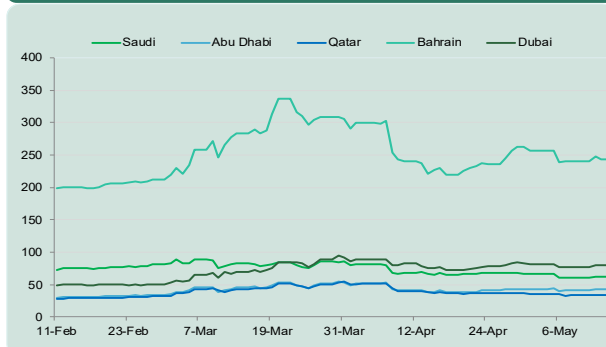
Interesting Readings: pick of the day

- Stock market today: Dow, S&P 500, Nasdaq futures edge up ahead of Trump-Xi summit. (To read the full article click [here](#))
- Asian stocks are mixed as investors watch takeaways from Trump-Xi summit. (To read the full article click [here](#))
- Who is incoming Fed chair Kevin Warsh? (To read the full article click [here](#))
- US and China seek to repair damage from tariff war that sent trade into a freefall. (To read the full article click [here](#))
- Dollar boosted by rate expectations, safe-haven flows as Trump, Xi meet. (To read the full article click [here](#))
- EUR/USD Price Forecast: Remains above 1.1700 near 50-day EMA. (To read the full article click [here](#))
- IEA warns of oil market deficit amid Mideast disruption. (To read the full article click [here](#))
- Oil steady after Trump-Xi talks as Iran war remains in limbo. (To read the full article click [here](#))
- Gold drifts higher as traders await Trump–Xi summit outcome. (To read the full article click [here](#))

3m Rate Benchmarks



GCC 5yr CDS



Foreign Exchange

Majors	Last	Previous	52w High	52w Low
Euro	1.1713	1.1711	1.2081	1.1131
British Pound	1.3517	1.3523	1.3868	1.3010
Japanese Yen	157.89	157.86	160.72	142.12
Swiss Franc	0.7819	0.7820	0.8426	0.7605
Australian Dollar	0.7257	0.7258	0.7278	0.6373
Canadian Dollar	1.3704	1.3707	1.414	1.3482
GCC and related				
Bahraini Dinar	0.37716	0.37711	0.37829	0.37691
Saudi Riyal	3.7521	3.7521	3.756	3.7498
UAE Dirham	3.6728	3.6731	3.6746	3.6715
Kuwaiti Dinar	0.30827	0.30831	0.30460	0.30993
Oman Riyal	0.38475	0.38475	0.38502	0.38472
Qatari Riyal	3.6412	3.6414	3.6421	3.6401
Egyptian Pound	52.93	52.91	54.83	46.69
Iraqi Dinar	1310.00	1310.00	1354.79	1310.00
Libyan Dinar	6.3196	6.3242	6.4003	5.3819
Turkish Lira	45.43	45.42	45.44	38.67

Weekly Economic Calendar (G7 Countries)

Date	Country	Indicator Name	Period	Date	Country	Indicator Name	Period
14-May	United States	Initial Jobless Clm	May	20-May	United Kingdom	CPI Services MM	Apr
14-May	United States	Retail Sales MM	Apr	20-May	United Kingdom	CPI Services YY	Apr
15-May	Italy	CPI (EU Norm) Final MM	Apr	21-May	Japan	S&P Global Mfg PMI Flash SA	May
15-May	United States	Industrial Production MM	Apr	21-May	Japan	S&P Global Comp Op Flash SA	May
19-May	Japan	GDP QQ	Q1	21-May	Japan	S&P Global SVC PMI Flash SA	May
19-May	United Kingdom	HMRC Payrolls Change	Apr	21-May	France	HCOB Mfg Flash PMI	May
19-May	Canada	CPI Common	Apr	21-May	France	HCOB Services Flash PMI	May
20-May	United Kingdom	Core CPI YY	Apr	21-May	France	HCOB Composite Flash PMI	May

Daily Market Update

Rates Swaps

	Last	Previous	52w High	52w Low
USD 2Yr	3.82	3.82	3.85	3.14
USD 5Yr	3.83	3.83	3.87	3.16
USD 10Yr	4.05	4.04	4.07	3.47
USD 30Yr	4.30	4.29	4.31	3.78
EUR 2Yr	2.88	2.89	3.01	1.90
EUR 5Yr	2.93	2.94	3.05	2.16
EUR 10Yr	3.11	3.13	3.19	2.47
EUR 30Yr	3.21	3.23	3.31	2.50
GBP 2Yr	4.36	4.42	4.60	3.35
GBP 5Yr	4.37	4.41	4.47	3.52
GBP 10Yr	4.61	4.66	4.67	3.87
GBP 30Yr	5.00	5.05	5.07	4.35
SAR 2Yr	4.94	4.95	5.02	4.32
SAR 5Yr	5.09	5.08	5.12	4.30
SAR 10Yr	5.34	5.34	5.36	4.62

Commodities

	Last	Previous	52w High	52w Low
Gold	4,696.84	4,688.76	5,595.47	3,120.98
Silver	87.19	87.55	121.65	31.65
Platinum	2,139.75	2,141.58	2,922.69	972.48
Brent	106.10	105.63	126.41	58.72
WTI	101.51	101.02	119.48	54.98
Shanghai Copper 3m	107,260	108,110	114,680	76,680
Shanghai Aluminium 3m	24,755	24,745	26,310	19,860

GCC FX Forwards

	Last	Previous	52w High	52w Low
USDBHD 1Yr	0.37883	0.37888	0.38165	0.37781
USDBHD 2Yr	0.38063	0.38077	0.38400	0.37976
USDSAR 1Yr	3.7670	3.7670	3.7888	3.7637
USDSAR 2Yr	3.7829	3.7815	3.8107	3.7715
USDKWD 1Yr	0.30591	0.30593	0.30883	0.30330
USDKWD 2Yr	0.30498	0.30471	0.30930	0.30226
USDQAR 1Yr	3.6468	3.6460	3.6511	3.6380
USDQAR 2Yr	3.6568	3.6541	3.6590	3.6443
USDOMR 1Yr	0.38502	0.38502	0.38688	0.38496
USDOMR 2Yr	0.38540	0.38525	0.38881	0.38498
USDAED 1Yr	3.6719	3.6717	3.6747	3.6683
USDAED 2Yr	3.6715	3.6706	3.6778	3.6662

Rates Probabilities

	Next Meeting	Change By	Probability	Change By	Probability
Federal Reserve	17-Jun-26	0.00	97%	-0.25	3%
European Central Bank (ECB)	11-Jun-26	0.25	86%	0.00	14%
Bank of England (BOE)	18-Jun-26	0.00	56%	0.25	44%

KFH Group









	Last	Previous	52w High	52w Low
KFH Stock - Bahrain (US\$)	2.545	2.550	2.610	2.215
KFH Stock - Kuwait (KWD)	0.778	0.778	0.807	0.666
KFH Stock - Kuwait (US\$ Eqv)	2.549	2.549	2.644	2.183
Commercial Bank of Iraq (IQD)	0.900	0.900	0.900	0.630

Adjusted for bonus shares

Equities

	Last	Previous	52w High	52w Low
Dow Jones	49,693.20	49,760.56	50,512.79	41,354.09
S&P 500	7,444.25	7,400.96	7,460.04	5,767.41
FTSE	10,325.35	10,265.32	10,934.94	8,531.06
Topix (Japan)	3,881.52	3,919.48	3,938.68	2,707.06
DAX	24,136.81	23,954.93	25,507.79	21,863.81
Eurostoxx 50	5,861.07	5,808.45	6,199.78	5,154.83
Bahrain SE	1,939.61	1,933.04	2,084.51	1,863.34
Kuwait SE	8,782.08	8,784.28	9,120.98	7,718.07
Egypt SE	53,416.17	54,058.75	54,978.92	29,740.70
Saudi SE	11,020.07	11,039.23	11,781.68	10,193.83
Dubai SE	5,759.17	5,782.89	6,785.48	5,184.47
Oman SE	8,178.76	8,285.22	8,445.96	4,359.24
Qatar SE	10,472.69	10,472.69	11,743.00	9,925.77

Official Rates

 US Discount Rate	3.75	Fed Funds	3.63
 ECB Deposit Facility	2.00	ECB Lending Rate	2.40
 BOE Lending Rate	3.75	UK Base Rate	3.75
 O/N Deposit Facility	4.25	Bahrain Repo	5.25
 Deposit Facility	3.85	Qatar O/N Lending	4.35
 Kuwait O/N Repo	3.13	Kuwait Discount Rate	3.50
 Reverse Repo	3.75	Saudi Repo	4.25
 Egypt O/N Depo	19.00	Egypt O/N Lending	20.00

Rates Fixing

		Last	Previous	52w High	52w Low
BHD	3M BHIBOR	5.12	5.11	5.69	4.97
BHD	6M BHIBOR	5.15	5.16	5.56	4.90
SAR	3M SAIBOR	4.71	4.73	5.76	4.64
SAR	6M SAIBOR	5.19	5.20	6.13	4.80
USD	Daily SOFR	3.60	3.60	4.51	3.57
GBP	Daily SONIA	3.73	3.73	4.22	3.72
EUR	3M EURBOR	2.25	2.25	2.25	1.94
EUR	6M EURBOR	2.49	2.49	2.59	2.02

FX Forecasts vs. FX Forwards

Euro - Forecast	1.17	1.18	1.19	1.20
Market Forward	1.1729	1.1758	1.1796	1.1864
British Pound - Forecast	1.35	1.35	1.35	1.36
Market Forward	1.3513	1.3509	1.3495	1.3454
Japanese Yen - Forecast	157.22	156.50	154.59	150.36
Market Forward	157.48	156.71	155.57	153.42
Swiss Franc - Forecast	0.78	0.78	0.78	0.78
Market Forward	0.7792	0.7742	0.7666	0.7523
Australian Dollar - Forecast	0.72	0.72	0.72	0.73
Market Forward	0.7252	0.7242	0.7225	0.7190
Canadian Dollar - Forecast	1.37	1.37	1.36	1.34
Market Forward	1.3687	1.3651	1.3604	1.3526
Indian Rupee - Forecast	95.04	95.00	94.87	95.00

* Source Reuters median, Versus the USD

Contact Details

Seef Headquarters

Building 2495, Road 2832, Al Seef District 428
P.O. Box 2424, Manama, Kingdom of Bahrain

Email: BHFM_Sales@kfh.com
Bloomberg: BKFH <GO>

KFH Group	Product Capabilities	Contacts	
Kuwait Finance House B.S.C.(c), Manama, Bahrain	<ul style="list-style-type: none"> All Major & MENA Currency markets FX Investment & Hedging Solutions MMkt, FX Spot, Swap & Forward PRS, FRA, Xccy Swaps Fixed Income, Structured Investments, Islamic Products 	Hussain Baqer Younis Abu Idrees Abdulla Alkhaja Lujain Alsaibai	Hussain.Baqer@kfh.com Younis.Abuidrees@kfh.com Abdulla.Ahmed@kfh.com Lujain.Alsaibai@kfh.com
		+973 1758 5829 +973 1758 7105	+973 1756 2756 +973 1715 4952
Kuwait Finance House B.S.C., Kuwait City, Kuwait	<ul style="list-style-type: none"> FX Sale and Purchase Investment Wakala Deposits FX Waad Forward Sukuks Profit Rate Swap Gold Account KFH Global Platform 	Zakaria F. Al-Ansari Hamad AlAyoubi	Zakaria.Al-Ansari@kfh.com Hamad.alayoubi@kfh.com
		+965 22964661	+955 2296 4639
Kuwait Finance House PLC London, England	<ul style="list-style-type: none"> International markets GBP Market Specialist FX Options & Hedging Solutions MMkt, FX Spot, Swap & Forward IRS, FRA 	Fuat Mehmet	Fuat.Mehmet@kfh.com
			+44 207 487 6571
Kuveyt Turk Participation Bank, Istanbul, Turkey	<ul style="list-style-type: none"> All Major Currency markets TRY Market Specialist FX Investment & Hedging Solutions MMkt, FX Spot, Swap & Forward PRS, FRA, Xccy Swaps Fixed Income, Islamic Products 	Yusuf Kenan Yilmaz	yusuf_yilmaz@kuveytturk.com.tr
United Bank for Commerce & Investment, Libya	<ul style="list-style-type: none"> LYD market specialist MMkt & Investments 	Nour AbdulQader Ibtisam Abdullah	Nour.Abdulqader@Ubc-Libya.com Ibtisam.Abdullah@Ubc-Libya.com
			+218 2 1334 5603
Kuwait Finance House Bank (Egypt) S.A.E., Cairo Egypt	<ul style="list-style-type: none"> EGP Market Specialist Other markets on request MMkt, FX Spot, Swap & Forward Treasury Bills / Bonds 	Hatem Youssef Karim ElBeik	Hatem.Youssef@kfh.com Karim.Elbeik@kfh.com
			+202 2 613 5127

KFH Group	Product Capabilities	Contacts	
Commercial Bank of Iraq Baghdad, Iraq	<ul style="list-style-type: none"> • IQD market specialists • MMkt & Investments 	Jamil Ghattas Bassam AlAli <div style="text-align: center;"> +973 17585853 +973 17585828 </div>	Jamil.Ghattas@kfh.com Bassam.Alali@kfh.com
Kuwait Finance House B.S.C.(c), Dubai, UAE (DIFC Branch)	<ul style="list-style-type: none"> • All Major & MENA Currency ex. • AED markets • FX Options & Hedging Solutions • MMkt, FX Spot, Swap & Forward • IRS, FRA, Xccy Swaps • Fixed Income, Structured Deposits, Islamic Products 	Abdulla Alkhaja Hussain Baqer <div style="text-align: center;"> +973 1758 7105 +973 1758 5829 </div>	Abdulla.Ahmed@kfh.com Hussain.Baqer@kfh.com

Disclaimer

This document has been prepared and issued by Kuwait Finance House B.S.C. © ("KFH") which is regulated by the Central Bank of Bahrain. All recipients of this document should note that it is being furnished to them solely for information purposes and may not be reproduced or redistributed to any other person without the permission of KFH.

Although information has been obtained from and is based upon sources believed to be reliable, KFH does not warrant its accuracy, and it may be incomplete or condensed. All opinions and estimates constitute KFH's judgment at the date of publication and are subject to change without notice. KFH does not advise as to the suitability or otherwise of this information and provides the information to recipients exclusively on the basis that they have sufficient knowledge, experience and / or professional financial, legal, tax and other advice to make an independent assessment thereof.